



**JOINT LEGISLATIVE ETHICS COMMITTEE**  
**130<sup>th</sup> OHIO GENERAL ASSEMBLY**

Committee:

Chair:

Keith Faber  
Senate President

Vice Chair:

William G. Batchelder  
Speaker

Joe Schiavoni  
Minority Leader

Tracy Maxwell Heard  
Minority Leader

Mike Ashford  
Representative

Capri Cafaro  
Senator

Matt Huffman  
Representative

Eric Kearney  
Senator

Larry Obhof  
Senator

Scott Oelslager  
Senator

Debbie Phillips  
Representative

Gerald L. Stebelton  
Representative

Staff:

Tony Bledsoe  
Executive Director

# **2013 Annual Lobbying Statistical Report**

Released March 14, 2014

|             |   |   |
|-------------|---|---|
| <b>I.</b>   | <b>2013 Ohio Lobbying Registration Data</b> .....                   | 3 |
| A.          | Number of Registered Agents and Employers by Reporting Period ..... | 3 |
| B.          | Out-of-State Registrations .....                                    | 3 |
| C.          | Lobbying Before the General Assembly .....                          | 3 |
| D.          | Lobbying Before Statewide Offices .....                             | 4 |
| E.          | Ten Most Lobbied Executive Agencies by Registration .....           | 4 |
| F.          | Lobbying Before Retirement Systems.....                             | 5 |
| <b>II.</b>  | <b>2013 Ohio Lobbying Expenditures</b> .....                        | 5 |
| A.          | Analysis by Reporting Period.....                                   | 5 |
| B.          | Analysis of Total Expenditures .....                                | 6 |
| C.          | 2013 Ten Highest Lobbying Expenditures by Source .....              | 6 |
| <b>III.</b> | <b>2013 Lobbying Activity</b> .....                                 | 7 |
| A.          | Ten Most Lobbied Bills .....  | 7 |
| B.          | Reporting Compliance Data.....                                      | 7 |
| <b>IV.</b>  | <b>Lobbying Expenditures 2010-2013</b> .....                        | 8 |
| A.          | Expenditures by Category 2010-2013.....                             | 8 |
| B.          | Annual Lobbying Expenditures .....                                  | 9 |

## **JLEC**

Keith Faber, Chair/Senate President  
William G. Batchelder, Vice Chair/Speaker  
Joe Schiavoni, Minority Leader  
Tracy Maxwell Heard, Minority Leader  
Mike Ashford, Representative  
Capri Cafaro, Senator  
Matt Huffman, Representative  
Eric Kearney, Senator  
Larry Obhof, Senator  
Scott Oelslager, Senator  
Debbie Phillips, Representative  
Gerald L. Stebelton, Representative



The Joint Legislative Ethics Committee serves as the ethics advisory committee for Ohio's legislative branch of government. The bipartisan committee carries out its mission through the Office of the Legislative Inspector General (OLIG). The focus of the OLIG is to provide advice and guidance to prevent ethics violations.

### **OLIG Mission Statement**

The OLIG is responsible for lobbying compliance relative to attempts to influence legislation, executive agency decisions, and the investment decisions of the five state retirement systems. The majority of OLIG resources are dedicated to working with Ohio's more than 1,500 lobbyists to ensure a transparent and lawful lobbying process.

### **OLIG Staff**

|                   |  |
|-------------------|--|
| Tony Bledsoe      | Legislative Inspector General/Executive Director |
| Pete Russell      | General Counsel                                  |
| Jennifer Lockwood | Ethics Advisory Attorney                         |
| Andrew Janitzki   | Legal Associate                                  |
| Jason Hastings    | Fiscal Officer                                   |
| Robin Hurst       | Lobbying Compliance Specialist                   |

The information contained within this report is compiled from data entered into the Ohio Lobbying Activity Center (OLAC) by registered lobbyists and their clients.

Utilizing OLAC allows lobbyists to electronically register lobbying engagements. Lobbyists and Employers also file tri-annual lobbying Activity and Expenditure Reports via OLAC.<sup>1</sup>

## **I. 2013 OHIO LOBBYING REGISTRATION DATA**

### **A. Number of Registered Agents and Employers by Reporting Period<sup>2</sup>**

*(Includes Legislative, Executive Agency and Retirement System Lobbying)*

|                     | Jan-Apr | May-Aug | Sept-Dec |
|---------------------|---------|---------|----------|
| Number of Agents    | 1589    | 1577    | 1567     |
| Number of Employers | 1668    | 1688    | 1685     |

### **B. Out-of-State Registrations<sup>3</sup>**

|           |     |
|-----------|-----|
| Agents    | 167 |
| Employers | 433 |

### **C. Lobbying Before the General Assembly<sup>4</sup>**

|              |      |
|--------------|------|
| Agents       | 1570 |
| Employers    | 1539 |
| Engagements* | 3938 |

\*"Engagements" refer to the employment agreements between lobbyists and employers. A lobbyist may have engagements with multiple employers. An employer may have engagements with multiple lobbyists.

---

<sup>1</sup> OLAC generates and updates data in real time. All figures for this report were generated at the time this report was released. As such, expenditure figures reflecting previous years may vary from prior annual statistics reports as originally published.

<sup>2</sup> The number of registered agents and employers is based on those registered on the last day of the reporting period.

<sup>3</sup> As of 12/31/2013.

<sup>4</sup> This number is based on the total number of agents and employers registered to lobby the General Assembly over the course of the year.

## D. Lobbying Before Statewide Offices<sup>5</sup>

|                    | Agents | Employers | Engagements* |
|--------------------|--------|-----------|--------------|
| Attorney General   | 814    | 971       | 2175         |
| Auditor of State   | 597    | 677       | 1441         |
| Governor           | 1021   | 1373      | 3256         |
| Lt. Governor       | 812    | 939       | 2143         |
| Secretary of State | 584    | 651       | 1343         |
| Treasurer of State | 578    | 672       | 1384         |

\*"Engagements" refer to the employment agreements between lobbyists and employers. A lobbyist may have engagements with multiple employers. An employer may have engagements with multiple lobbyists.

## E. Ten Most Lobbied Executive Agencies by Registration<sup>6</sup>

|                                 | Agents | Employers | Engagements* |
|---------------------------------|--------|-----------|--------------|
| Budget & Management             | 603    | 558       | 1214         |
| Job & Family Services           | 545    | 452       | 1016         |
| Health                          | 532    | 441       | 1010         |
| Taxation                        | 484    | 429       | 953          |
| Commerce                        | 465    | 441       | 942          |
| Administrative Services         | 424    | 435       | 828          |
| Insurance                       | 480    | 351       | 798          |
| Transportation                  | 436    | 366       | 725          |
| Environmental Protection Agency | 418    | 324       | 699          |
| Public Utilities Commission     | 404    | 270       | 644          |

---

<sup>5</sup> Based on the total number of agents and employers registered to lobby the statewide office over the course of the year.

<sup>6</sup> This number is based on the total number of agents and employers registered to lobby the agency over the course of the year.

## F. Lobbying Before Retirement Systems<sup>7</sup>

|                         | Agents | Employers | Engagements* |
|-------------------------|--------|-----------|--------------|
| State Teachers          | 103    | 63        | 127          |
| Public Employees        | 99     | 63        | 123          |
| School Employees        | 92     | 58        | 116          |
| Police and Fire Pension | 83     | 51        | 105          |
| Highway Patrol          | 82     | 49        | 105          |

\*"Engagements" refer to the employment agreements between lobbyists and employers. A lobbyist may have engagements with multiple employers. An employer may have engagements with multiple lobbyists.

## II. 2013 OHIO LOBBYING EXPENDITURES<sup>8</sup>

### A. Analysis by Reporting Period

|                       | Jan-Apr      | May-Aug      | Sept-Dec    | Total        |
|-----------------------|--------------|--------------|-------------|--------------|
| Legislative Agents    | \$43,164.88  | \$38,577.08  | \$21,971.59 | \$103,713.55 |
| Legislative Employers | \$306,219.50 | \$118,468.43 | \$71,360.61 | \$496,048.54 |
| Executive Agents      | \$748.21     | \$960.10     | \$787.82    | \$2,496.13   |
| Executive Employers   | \$2,326.95   | \$2,413.60   | \$1,672.37  | \$6,412.92   |
| Retirement Agents     | \$0.00       | \$10.72      | \$0.00      | \$10.72      |
| Retirement Employers  | \$0.00       | \$0.00       | \$0.00      | \$0.00       |

---

<sup>7</sup> This number is based on the total number of agents and employers registered to lobby the system over the course of the year.

<sup>8</sup> Expenditures reported are those made for the benefit of a public official and do not include campaign contributions.

## B. Analysis of Total Expenditures<sup>9</sup>

*By Type of Lobbying (Agents + Employers)*

| By Type                               |              |
|---------------------------------------|--------------|
| All Legislative Lobbying Expenditures | \$599,762.09 |
| All Executive Lobbying Expenditures   | \$8,909.05   |
| All Retirement Expenditures           | \$10.72      |

*By Source of Expenditure (Legislative + Executive Agency + Retirement System)*

| By Source                          |                     |
|------------------------------------|---------------------|
| All Agent Expenditures             | \$106,220.40        |
| All Employer Expenditures          | \$502,461.46        |
| <b>TOTAL EXPENDITURES FOR 2013</b> | <b>\$608,681.86</b> |

## C. 2013 Ten Highest Lobbying Expenditures by Source<sup>10</sup>

| Top 10                 |   |                     |
|------------------------|---|---------------------|
| <b>1</b>               | Wholesale Beer and Wine Association of Ohio   | \$33,713.02         |
| <b>2</b>               | Ohio Chamber of Commerce                      | \$29,469.79         |
| <b>3</b>               | The Ohio State University                     | \$19,769.35         |
| <b>4</b>               | Ohio Oil and Gas Association                  | \$16,488.95         |
| <b>5</b>               | Ohio Association of Realtors                  | \$15,986.49         |
| <b>6</b>               | Voices for Ohio's Children                    | \$15,422.80         |
| <b>7</b>               | Ohio Chemistry Technology Council             | \$13,723.56         |
| <b>8</b>               | Heritage Ohio, Inc.                           | \$13,200.00         |
| <b>9</b>               | County Auditors' Association of Ohio          | \$10,720.00         |
| <b>10</b>              | Ohio Association of Community Action Agencies | \$10,358.00         |
| <b>TOTALS FOR 2013</b> |   | <b>\$178,851.96</b> |

<sup>9</sup> Legislative lobbying expenditures may also include expenditures made for the benefit of reportable individuals from the Administration while discussing legislation; or at functions where both legislative and Administration officials and staff are invited. Under R.C. 101.73(B)(2), "Administration" includes the Governor and the director of a department created under section 121.02 of the Revised Code or any particular member of the staff of any of the public officers or employees.

<sup>10</sup> Includes both Agent and Employer expenditures reported in OLAC for the named entity in 2013.

### III. 2013 LOBBYING ACTIVITY

#### A. Ten Most Lobbied Bills<sup>11</sup>

| House Bill Summary  |  |     |
|---------------------|--|-----|
| <b>1</b>            | HB 59 Main Operating Budget - FY 2014 & 2015                                 | 889 |
| <b>2</b>            | HB 35 Transportation & Public Safety Budget                                  | 130 |
| <b>3</b>            | HB 5 Municipal Income Tax - Revisions  | 120 |
| <b>4</b>            | HB 208 Medicaid Reforms/Workforce Development Reforms                        | 101 |
| <b>5</b>            | HB 51 Ohio Turnpike-Revise Law/Appropriation                                 | 99  |
| <b>6</b>            | HB 176 Medicaid Reform   | 83  |
| <b>7</b>            | HB 3 Health Ins. Exchanges-Agent Cont Edu/Chng Deductibles & Co-pymts        | 75  |
| <b>8</b>            | HB 123 Health Insurance - Cover Telehealth Services                          | 66  |
| <b>9</b>            | HB 7 Gaming Law-Crim Investigations/schemes of chance/conduct of sweepst     | 63  |
| <b>10</b>           | HB 332 Opioid Treatment of chronic pain-standards & procedures for           | 58  |
| Senate Bill Summary |  |     |
| <b>1</b>            | SB 206 Implement Medicaid Revisions/Reform Systems/Program Oversight         | 123 |
| <b>2</b>            | SB 58 Competitive Retail Electric Service-Energy Efficiency Provision-modify | 111 |
| <b>3</b>            | SB 145 Medicaid Reforms/Workforce Development Reforms                        | 99  |
| <b>4</b>            | SB 166 Medicaid - Revise Law   | 59  |
| <b>5</b>            | SB 9 Health Insurance Exchanges-Agent Cont. Edu/Change Deductibles           | 52  |
| <b>6</b>            | SB 1 Ohio Means Jobs Workforce Development Revolving Loan Program            | 44  |
| <b>7</b>            | SB 3 Rule-making & Rule-review Procedures/Regulatory Processes-Reform        | 40  |
| <b>8</b>            | SB 104 Ohio Health Care Plan-Universal Health Care for Ohioans               | 38  |
| <b>T9</b>           | SB 115 Sweepstakes Parlors-Extend Moratorium/Require new affidavits          | 37  |
| <b>T9</b>           | SB 150 Agricultural Nutrient Management                                      | 37  |
| <b>T9</b>           | SB 34 Utilities-25% of Power from Advanced/Renewable Resources-Repeal        | 37  |
| <b>T9</b>           | SB 99 Insurance - Orally Administered Cancer Medications                     | 37  |

#### B. Reporting Compliance Data

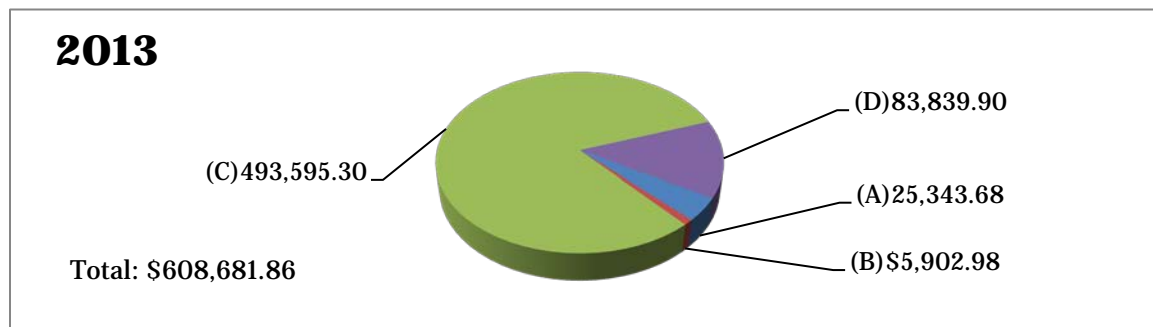
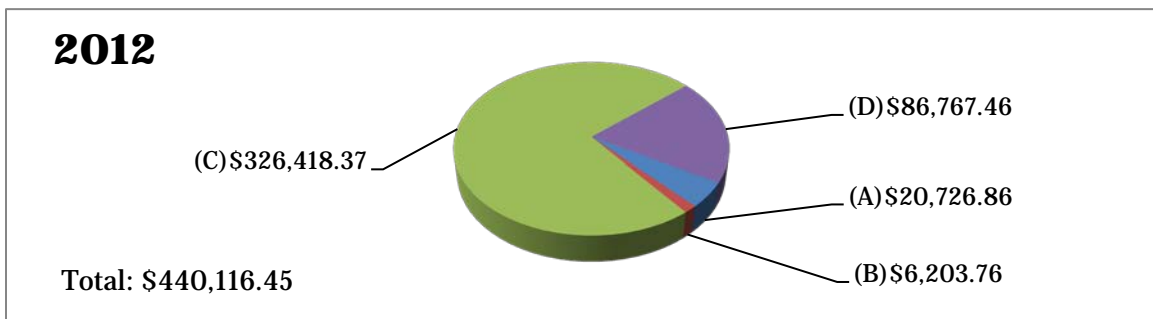
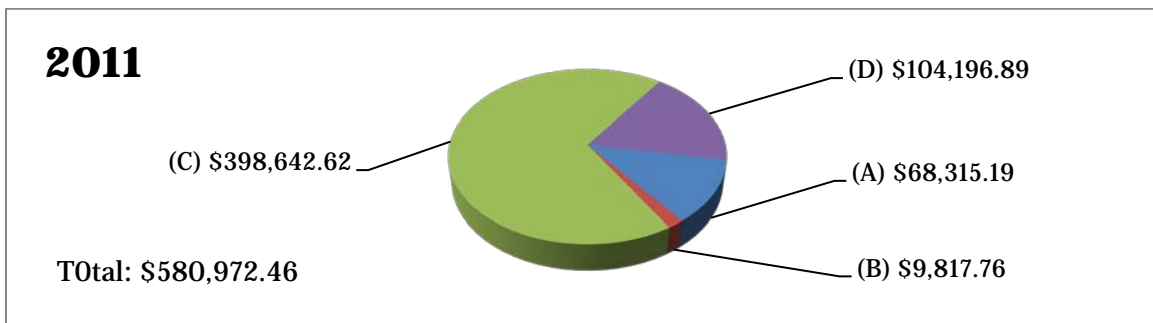
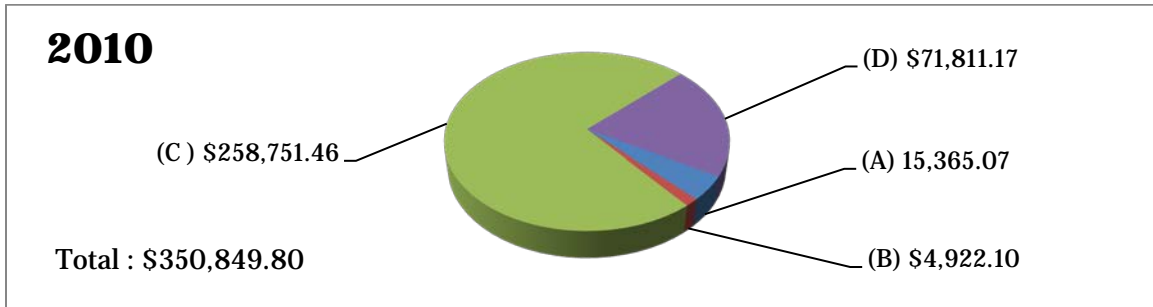
| Reporting Period |           | Fileers who received Certified Notice | Remaining Non-Compliance |
|------------------|-----------|---------------------------------------|--------------------------|
| Jan-Apr 2013     | Agents    | 0                                     | 0                        |
|                  | Employers | 4                                     | 1                        |
| May-Aug 2013     | Agents    | 0                                     | 0                        |
|                  | Employers | 13                                    | 1                        |
| Sept-Dec 2013    | Agents    | 0                                     | 0                        |
|                  | Employers | 1                                     | 1                        |

<sup>11</sup> Determined by the number of Employers who reported advocating on a bill in 2013. An Employer who reports advocating on a bill during all three reporting periods (Jan-Apr, May-Aug, Sept-Dec) is only counted once.



## IV. LOBBYING EXPENDITURES 2010-2013

### A. Expenditures by Category 2010-2013



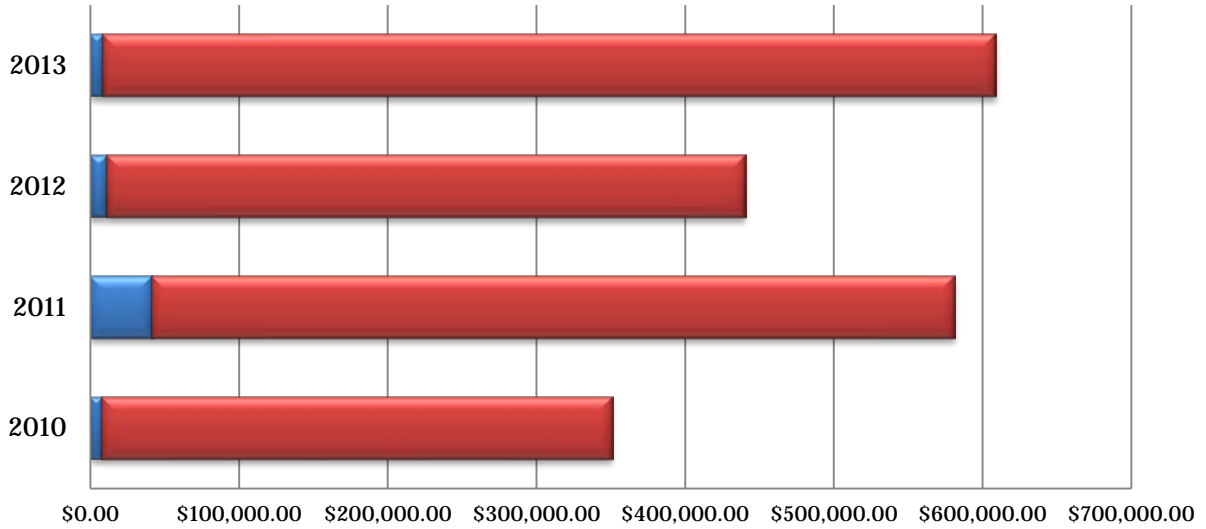
■ Gifts (A) ■ Meals & Beverages (B) ■ All Invited (C) ■ Non-Itemized Meals & Beverages (D)

Category (C) Includes receptions where all Members of the General Assembly, or all Members of either Chamber have been invited, and may include Administration officials.

Category (D) Includes meals under \$50 provided by a Lobbyist, expenditures made during a meeting of a National Organization, or as part of a panel, speaking engagement or seminar.

## B. Annual Lobbying Expenditures

**2010 - 2013**



|             | 2010         | 2011         | 2012         | 2013         |
|-------------|--------------|--------------|--------------|--------------|
| Executive   | \$7,920.83   | \$41,501.55  | \$11,263.56  | \$8,909.05   |
| Legislative | \$342,928.97 | \$539,470.91 | \$428,706.28 | \$599,762.09 |
| Retirement  | \$0.00       | \$0.00       | \$146.61     | \$10.72      |
| Total       | \$350,849.80 | \$580,972.46 | \$440,116.45 | \$608,681.86 |

