



JOINT LEGISLATIVE ETHICS COMMITTEE 130th OHIO GENERAL ASSEMBLY

Committee:

Chair:
William G. Batchelder
Speaker

Vice Chair:
Keith Faber
Senate President

Armond Budish
Minority Leader

Eric Kearney
Minority Leader

Capri Cafaro
Senator

Tracy Maxwell Heard
Representative

Matt Huffman
Representative

Larry Obhof
Senator

Scott Oelslager
Senator

Joe Schiavoni
Senator

Gerald L. Stebelton
Representative

Matthew Szollosi
Representative

Staff:

Tony Bledsoe
Executive Director

2012 Annual Lobbying Statistical Report

Released March 15, 2013

I.	2012 Ohio Lobbying Registration Data	3
A.	Number of Individuals Registered as Agents and Number of Employers by Reporting Period....	3
B.	Out-of-State Registrations	3
C.	Lobbying Before the Statewide Offices.....	3
D.	Ten Most Lobbied Executive Agencies by Registration	4
E.	Lobbying Before the Retirement Systems	4
II.	2012 Ohio Lobbying Expenditures	5
A.	Analysis by Reporting Period	5
B.	Analysis of Total Expenditures	5
III.	Lobbying Expenditures 2009-2012	6
A.	Expenditures by Category 2009-2012.....	6
B.	Percentage Analysis by Category	7
C.	Annual Lobbying Expenditures	7
D.	Ten Most Lobbying Expenditures by Source 2012.....	8
IV.	Lobbying Activity 2012	8
A.	Ten Most Lobbied Bills	8
B.	Reporting Compliance Data	9

JLEC

William G. Batchelder, Chair/Speaker
Keith Faber, Vice Chair/Senate President
Armond Budish, Minority Leader
Eric Kearney, Minority Leader
Capri Cafaro, Senator
Tracy Maxwell Heard, Representative
Matt Huffman, Representative
Larry Obhof, Senator
Scott Oelslager, Senator
Joe Schiavoni, Senator
Gerald L. Stebelton, Representative
Matthew Szollosi, Representative



The Joint Legislative Ethics Committee serves as the ethics advisory committee for Ohio's legislative branch of government. The bipartisan committee carries out its mission through the Office of the Legislative Inspector General ("OLIG"). The focus of the OLIG is to provide advice and guidance to prevent ethics violations.

OLIG Mission Statement

The OLIG is responsible for lobbying compliance relative to attempts to influence legislation, executive agency decisions, and the investment decisions of the five state retirement systems. The majority of OLIG resources are dedicated to working with Ohio's more than 1,500 lobbyists to ensure a transparent and lawful lobbying process.

OLIG Staff

Tony Bledsoe	Legislative Inspector General/Executive Director
Pete Russell	General Counsel
Jennifer Lockwood	Ethics Advisory Attorney
Andrew Janitzki	Legal Associate
Jason Hastings	Fiscal Officer
Diana Brnusak	Lobbying Compliance Specialist

The information contained within this report is compiled from data entered into the Ohio Lobbying Activity Center (OLAC) by registered lobbyists and their clients. OLAC allows lobbyists to electronically register lobbying engagements and allows lobbyists and employers to file tri-annual lobbying Activity and Expenditure Reports.¹

I. 2012 OHIO LOBBYING REGISTRATION DATA

A. Number of Individuals Registered as Agents and Number of Lobbying Employers by Reporting Period

(Includes Legislative, Executive Agency and Retirement System Lobbying)

	Jan-Apr	May-Aug	Sept-Dec
Number of Agents	1547	1553	1515
Number of Employers	1642	1692	1668

B. Out-of-State Registrations

Agents	145
Employers	399

C. Lobbying Before the Statewide Offices

	Agents	Employers	Engagements*
Attorney General	702	891	1935
Auditor of State	626	521	1299
Governor	882	1199	2769
Lt. Governor	691	833	1879
Secretary of State	517	604	1248
Treasurer of State	521	626	1299

*"Engagements" refer to the employment agreements between lobbyists and employers. An individual lobbyist may have engagements with multiple employers to lobby before an agency, legislature, or system. An employer may have engagements with multiple lobbyists to lobby before an agency, legislature, or system.

¹ OLAC generates and updates data in real time. All figures for this report were generated in March 2013. As such, expenditure figures reflecting previous years may vary from prior annual statistics reports as originally published.

D. Ten Most Lobbied Executive Agencies by Registration

	Agent	Employer	Engagements*
Development	480	517	1053
Budget & Management	510	496	1036
Health	442	404	851
Job & Family Services	446	400	845
Taxation	409	381	815
Commerce	399	404	809
Administrative Services	354	382	712
Insurance	407	324	701
Environmental Protection Agency	363	294	602
Transportation	360	328	598

E. Lobbying Before the Retirement Systems

	Agents	Employers	Engagements*
OPERS	92	59	106
State Teachers	95	59	109
School Employees	77	51	91
Police and Fire Pension	70	47	81
Highway Patrol	68	45	79

*"Engagements" refer to the employment agreements between lobbyists and employers. An individual lobbyist may have engagements with multiple employers to lobby before an agency, legislature, or system. An employer may have engagements with multiple lobbyists to lobby before an agency, legislature, or system.

II. 2012 OHIO LOBBYING EXPENDITURES²

A. Analysis by Reporting Period

	Jan-Apr	May-Aug	Sept-Dec	Total
Legislative Agents	\$25,574.32	\$42,342.37	\$16,365.46	\$84,282.15
Legislative Employers	\$227,240.61	\$99,973.61	\$13,006.29	\$340,220.51
Executive Agents	\$919.01	\$1,664.44	\$1,354.31	\$3,937.76
Executive Employers	\$2,250.16	\$3,614.33	\$2,448.21	\$8,312.70
Retirement Agents	\$0.00	\$0.00	\$146.61	\$146.61
Retirement Employers	\$0.00	\$0.00	\$0.00	\$0.00

B. Analysis of Total Expenditures³

By Type of Lobbying (Agents + Employers)

By Type	
All Legislative Lobbying Expenditures	\$424,502.66
All Executive Lobbying Expenditures	\$12,250.46
All Retirement Expenditures	\$146.61

By Source of Expenditure (Legislative + Executive Agency + Retirement System)

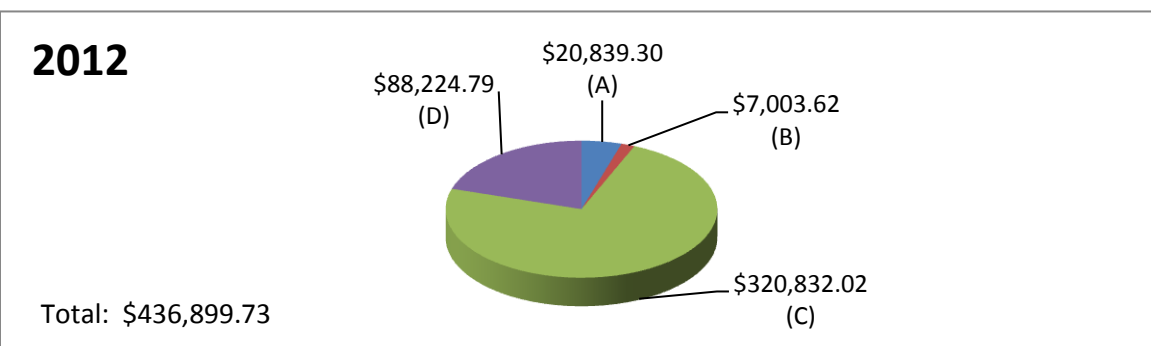
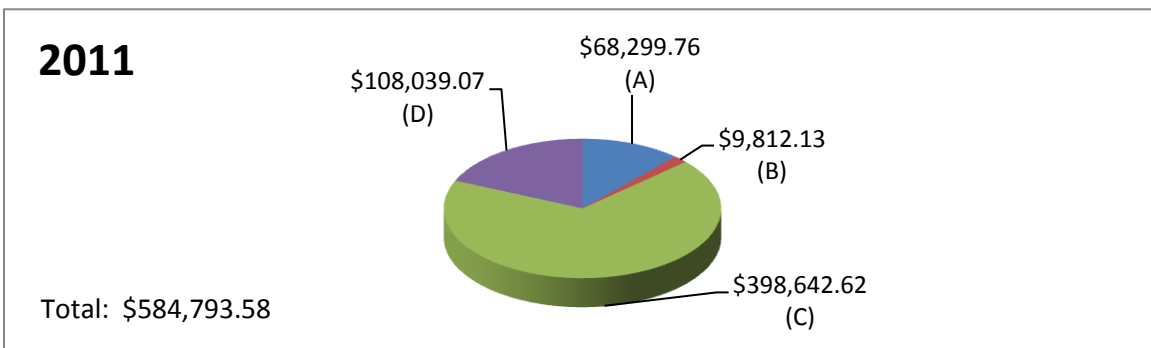
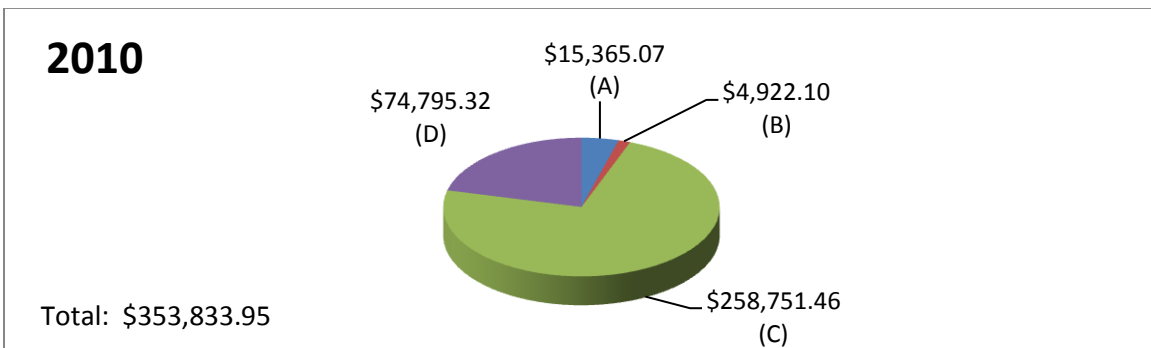
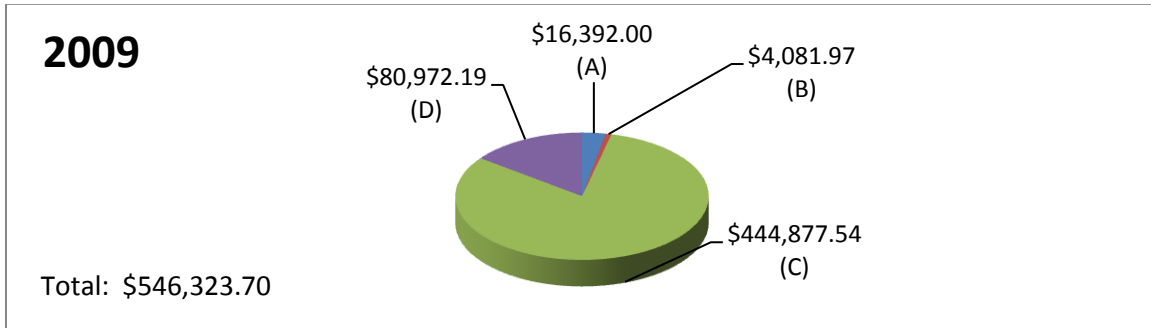
By Source	
All Agent Expenditures	\$88,366.52
All Employer Expenditures	\$348,533.21
TOTAL EXPENDITURES FOR 2012	\$436,899.73

² Expenditures reported are those made for the benefit of a public official and do not include campaign contributions.

³ Legislative lobbying expenditures may also include expenditures made for the benefit of reportable individuals from the Executive Branch while discussing legislation; or at functions where both legislative and executive officials and staff are invited.

III. LOBBYING EXPENDITURES 2009-2012

A. Expenditures by Category 2009-2012

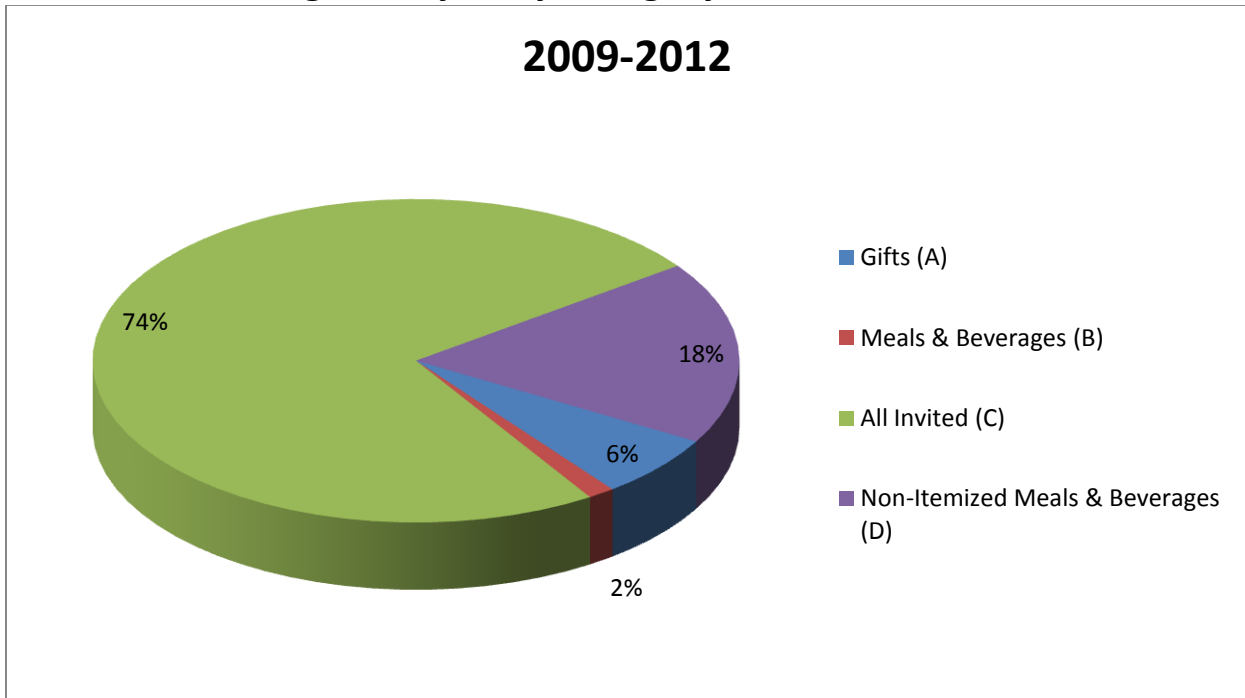


■ Gifts (A) ■ Meals & Beverages (B) ■ All Invited (C) ■ Non-Itemized Meals & Beverages (D)

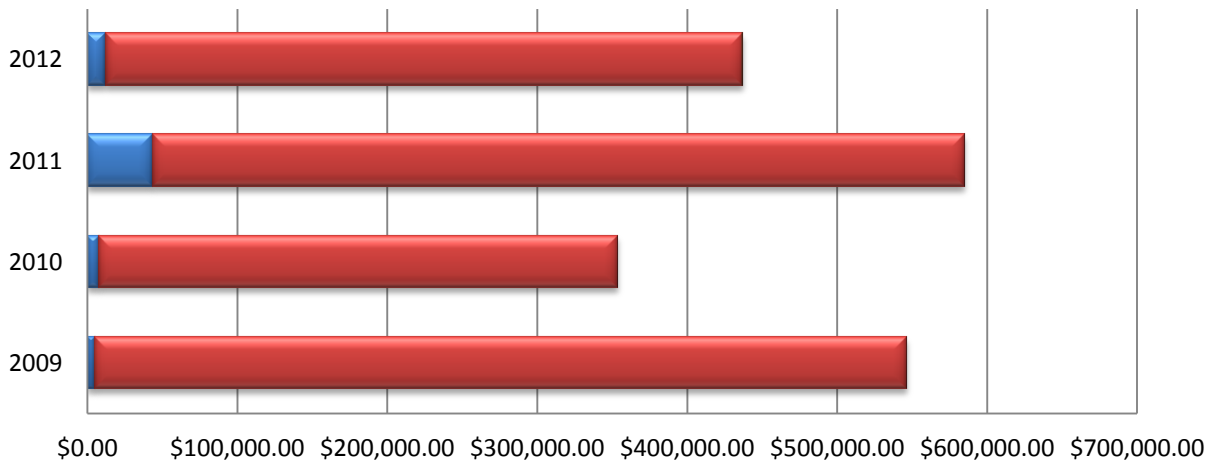
(C) This expenditure type includes receptions where all Members of the General Assembly, or all Members of either Chamber have been invited, and may include Executive Agency officials.

(D) Non-itemized expenditures include meals under \$50 provided by a Lobbyist, expenditures made during a meeting of a National Organization, or as part of a panel, speaking engagement or seminar.

B. Percentage Analysis by Category



C. Annual Lobbying Expenditures



	2009	2010	2011	2012
Executive	\$5,202.84	\$7,981.12	\$43,508.41	\$12,250.46
Legislative	\$541,120.86	\$345,852.83	\$541,285.17	\$424,502.66
Retirement	\$0.00	\$0.00	\$0.00	\$146.61
Total	\$546,323.70	\$353,833.95	\$584,793.58	\$436,899.73

D. Ten Highest Lobbying Expenditures by Source 2012⁴

1	Wholesale Beer and Wine Association of Ohio	\$32,313.93
2	Ohio Environmental Council	\$24,808.87
3	Ohio Association of Community Action Agencies	\$16,245.00
4	Ohio Association of REALTORS	\$13,549.13
5	Ohio Association of Community Health Centers	\$13,035.58
6	Ohio Chemistry Technology Council	\$12,896.00
7	FirstEnergy	\$11,491.32
8	Ohio Oil and Gas Association	\$10,689.68
9	Council of Smaller Enterprises	\$9,336.51
10	Ohio Township Association	\$9,113.94
	TOTALS FOR 2012	\$153,479.96

IV. LOBBYING ACTIVITY 2012

A. Ten Most Lobbied On Bills⁵

House Bill Summary		
1	HB 386 Gaming laws-revision	89
2	HB 510 Financial Institutions Tax	84
3	HB 482 Capital appropriations-FY 2013 & FY 2014	83
4	HB 509 Revise laws-local gov't	74
5	HB 153 State Program Budget and Operations	73
6	HB 508 Taxes-levy/assessment/collection-revise law	72
T7	HB 195 Gambling-license skill-based amusement machine/sweepstakes terminal operators	61
T7	HB 555 Public schools-academic performance ratings-revise	61
T9	HB 601 Municipal income taxes-revise law	59
T9	HB 609 Telehealth services-Medicaid/health insurers cover	59
Senate Bill Summary		
1	SB 315 Mid-term budget review-energy & natural resources laws and programs	156
2	SB 316 Mid-term budget review-education/type B family day-care homes-revise law	128
3	SB 343 Public Employees Retirement System-revise law	75
4	SB 294 Environmental protection laws-revise	64
T5	SB 193 Scrap metal dealers-photograph person selling/giving article	54
T5	SB 301 Health care licensing-enforcement/pain management clinics/controlled substances	54
7	SB 312 Capital reappropriations-FY 2013 & 2014	52
8	SB 224 Lawsuit on written contract-shorten statute of limitations	50
9	SB 337 Adult/juvenile criminal laws-miscellaneous revisions	48
T10	SB 194 Non-self-injectible medications-delivery/oral cancer medicines-insurance	44
T10	SB 354 Call Before You Dig Notification System-modify	44

⁴ The above expenditures include both Agent and Employer expenditures reported in OLAC for the named entity in 2012.

⁵ The Ten Most Lobbied On Bills are determined from the bills reported on Activity and Expenditure reports during the 2012 year. The three reporting periods are totaled and sorted to determine the frequency of lobbying (Jan-Apr. May-Aug and Sept-Dec).

B. Reporting Compliance Data

Reporting Period		Filers who received Certified Notice	Remaining Non-Compliance
Jan-Apr 2012	<i>Agents</i>	27	0
	<i>Employers</i>	47	2
May-Aug 2012	<i>Agents</i>	19	1
	<i>Employers</i>	56	5
Sept-Dec 2012	<i>Agents</i>	2	2
	<i>Employers</i>	6	5